

Thank you for downloading this worksheet set from [The Happy Housewife](#). You are free to use it in your own home, church or co-op as long as it abides by the terms listed below. Each worksheet in this set is covered under the copyright of The Happy Housewife.

If you choose to download this worksheet set, you must abide by these terms:

- You may download this printable set to your hard drive and then print them from your home computer. You may use them for your own homeschool students, co-op students, or personal home use.
- You must not remove the copyright notice and website address of The Happy Housewife at the bottom of the worksheet.
- You may not remove the website address of MyGrafico at the bottom of the worksheet.
- You may not alter the worksheet or printable item in any way.
- If you share this worksheet set, please link directly to [The Happy Housewife](#).
- You may not sell or profit from any worksheet in this set from The Happy Housewife in any way. For example, you may not print and sell items individually or in a kit.
- You may not host this file on your own site or any type of file-sharing site such as Yahoo Groups.

Graphics used in this worksheet set are by Goodness & Fun, JW Illustrations, and Cupcake Cutiees all via [MyGrafico](#). (affiliate link)

Cookie Count

Count each set of cookies below. How many are there? Circle the number of cookies you count in each row.




10	7	8
----	---	---



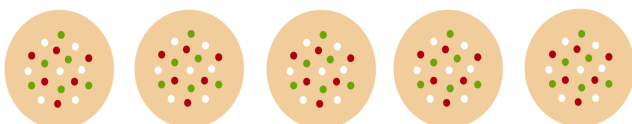
9	5	11
---	---	----



8	4	6
---	---	---




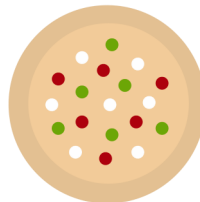
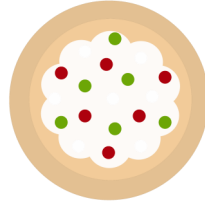
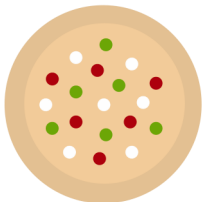








5	6	7
---	---	---





7	5	8
---	---	---

Cookie Matching

Each cookie in the left column is missing its match! When you find the cookie's match in the row, draw a circle around it.

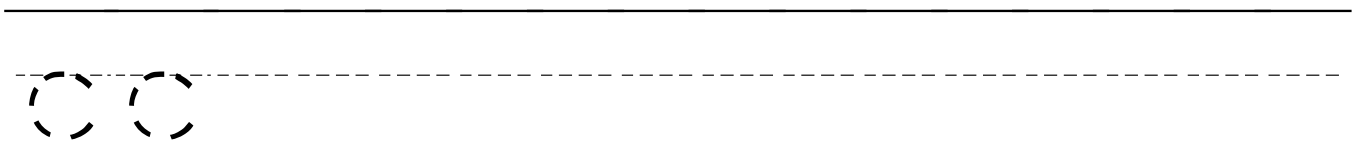
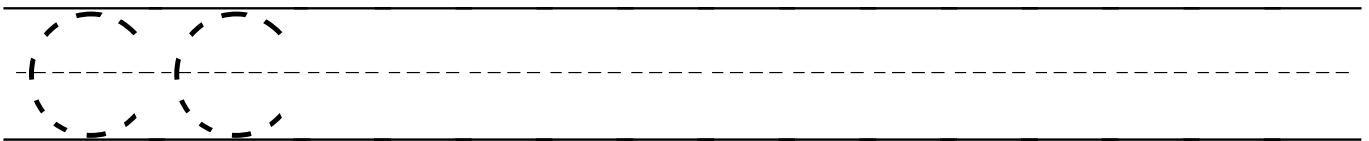


The word **cookie** begins with the **letter C**. Do the other pictures begin with the **letter C** also? If the picture starts with the letter C, circle it. If it does not start with the letter C, put an 'x' on it.



Circle every letter P you find in the letter jumble below.












C E c F C C
c C b C m
i r c k c



Classifying Baking Items

Cut out each of the pictures below. Is the picture something you would use to help you bake cookies? If you would use it to bake cookies, glue it in the 'For Cookies' column. If it is not something you would use to bake cookies, place it in the 'Not for Cookies' column.



For Cookies

Not for Cookies